

# VANASTHALI PUBLIC SCHOOL



*Friends, sun, sand, and sea that sounds like a summer to me.*

**Dear Parents,**

**Warm Greetings!**

The academic session 2022-23 has begun in full swing and students are well settled in their classes. Its Summer Time again and Vacations are about to commence. To ensure that the children have constructive holidays, assignments, activities and projects are being given as a part of holidays homework.

- ❖ Let your child make use of his/her own imagination, creativity and knowledge to do the assigned tasks.
- ❖ Original work of students will receive greater recognition and appreciation.
- ❖ 5 marks will be awarded for each subject as a **SUBJECT ENRICHMENT ACTIVITY** and the same will be displayed in the school's display board.

Encourage your children to pursue their hobbies (**SUMMER CAMP**) and to keep reading during the holidays as it stimulates imagination, enhances creativity, develops language skills and increases comprehension levels.

The summer vacations for the students is from **23/05/2022 to 26/06/2022** ( both days inclusive). The school will re- open on **27/06/2022**.

Wish you and your family a happy time together during the vacation.

**Coordinator**

## ENGLISH


1. Make a creative dictionary. Read books from your syllabus and find ten difficult words from each chapter. Write their meanings and antonyms.
2. **Newspaper Making-**  
Choose any five headings from the following and mention two paragraphs related to it, also paste one picture of each supporting the heading. (Use A3 size sheet)
  - a. Sports
  - b. Editorial
  - c. Advertisement
  - d. Notice
  - e. Entertainment
  - f. Political agenda
  - g. Scientific news
  - h. Educational/Fun corner
3. Who am I?  
Write an autobiographical poem so that anyone who reads it will get to know you better. You could write about yourself from any point of view.
  - Likes and dislikes
  - Aim in life
  - Happy and sad moments
4. Forgiveness card  
You recently had a quarrel with your brother or sister. After a few days you realised that it was your mistake. Prepare a forgive card seeking forgiveness of your brother or sister.

## HINDI

**Make separate note book for holiday home work .**

1. प्रतिदिन एक सुलेख लिखिए।
2. एक आकर्षक पृष्ठ स्मृति (Bookmark) बनाइए तथा उस पर एक सूक्ति, दोहा अथवा अनमोल वचन लिखिए।
3. प्रकृति की सुंदरता को बनाए रखने के लिए आप किस प्रकार सहयोग दे सकते हैं लिखिए तथा प्रकृति के सुंदर चित्रों को एक त्रित कर कोलाज बनाइए।
4. पठन कौशल में सुधार हेतु प्रतिदिन शिक्षाप्रद व नीति परक कहानियों की किताबें (पंचतंत्र, बालहंस, जातक कथाएँ आदि) पढ़िए। उन्हीं में से किसी एक कहानी को चित्रकथा (Comics) के रूप में एक फाइल में लिखिए।

उदाहरण:-



5. कक्षा में कराया गया संपूर्ण पाठ्यक्रम याद कीजिए

## MATHEMATICS


### 1. Designing.....

Take A4 size sheet. Draw one geometrical design "only" using compass and color it.

### 2. Make a working model on Types of Angles

You can use following link for your reference

<https://youtu.be/y1WdzAusLco>



Take circular cut-outs, fold them and make creases to make following angles:

(a)  $90^{\circ}$                       (b)  $45^{\circ}$                       (c)  $60^{\circ}$                       (d)  $180^{\circ}$

### 3. Collect pictures of flags of any 5 countries and draw their lines of Symmetry. Used the given format for the same. (Use A4 size sheet)

S. No.	Picture of Flags	Country	lines of Symmetry

### 4. Cartoon Character-

Collect picture of 'face' of your favourite cartoon character and cut it vertically using scissors. Paste that half part of face on A4 size sheet. Draw the second half using Symmetry.



### 5. Take any nine digit number and make the place value model using paper cups/ old bangles or any waste material.

## SCIENCE

### 1. Research based –

(a) Antioxidants are called “scavengers of free radicals”. These prevent cell damage caused due to free radicals produced in the body.

Make a power point presentation on antioxidants under the following topics:

- (a) Introduction of antioxidants
- (b) Types of antioxidants
- (c) Sources
- (d) Health benefits.

**Parameters:** authenticity of content, presentation, creativity, scientific knowledge.

### 2. Observation based –

Collect samples of vinegar, lemon juice, mustard oil or coconut oil or any other liquid. Take a glass tumbler. Fill it up to half with water. Add a few spoonful of one liquid to this and stir it well. Let it stand for five minutes. Observe whether the liquid mixes with water. Repeat the same with other liquids, as many different liquids as are available to you. Write your observations in Table. Also take pictures while doing it and make a collage on an A3 sheet.

**Parameters:** authenticity of content, presentation, creativity, scientific knowledge

3. **life skill based –**

“Staying Healthy the Cheaper way”. Search internet/any other sources and find out easily available local, cheaper alternative food items that can be included in diet to make it whole some and easily affordable.

**For example:** Expensive dry fruits/nuts can be replaced by groundnuts, chestnut etc.

Collect information regarding the local and cheap alternatives of food and make display cards for any five foods.

**Value based –** inform your maid, sweepers or other helping hands about these food that help to stay healthy.

4. Seeds are the bearers of life of a plant. A new plant can be grown from the other parts of a plant too, such as stem, leaves and roots.

Take two plastic bottles and make planter with them.

Put soil and manure in each. Grow two different plants in each from stem, root or leaves.

Stem – potato/ money plant/ rose

Root – carrot/ sweet potato

Leaf – snake plant (Sansevieria)/ bryophyllum

**Parameters:** authenticity, creativity, presentation

## **SOCIAL SCIENCE**

### **1. GEOGRAPHY PROJECT**

#### **CHAPTER 3 – MOTIONS OF THE EARTH**

2. Students will collect and depict information on the following topics by preparing a model ( working or non-working)

(Roll no 1-6)-Motions of the Earth: Rotation

(Roll no 7-12)-Motions of the Earth: Revolution

(Roll no 13-19) Summer solstice and winter solstice

(Roll no 20-26 ) Equinox

Make your model informative, innovative and creative

3. Collect pictures of the tools used by early men and paste it in your SST file

4. Take a political map of India and mark all the 29 States and 7 Union Territories in it. Write the capitals of all the States and Union Territories on A4 size sheet and learn them.

## **COMPUTER**

1. a Make an attractive PowerPoint presentation on topic “Future of Internet ” .Insert an audio and video file related to the same topic in your presentation(6-7 slides).

**OR**

b Make an attractive PowerPoint presentation on topic “how junk food effect lives of children”. Insert an audio and video file in your presentation.

2. Pooja has prepared a marksheet. she realized that she has forgotten to enter the marks of Hindi and




marks of Rohan. Write steps to insert column (Hindi) and a row for Rohan along with the marks to complete the table.

Student Name	Science marks	Maths marks	Computer sc marks	English marks
Amit	89	67	45	45
Divya	98	66	67	65
Chirag	78	89	89	67
Ansh	78	87	90	76
yogesh	66	84	99	87

### ARTS

1. Make some flower sticks of satin ribbons and paper. Showing some examples below. You can show your Own creativity and make different ones.



2. Make a mandala art on a paper plate and fill it with acrylic colours and clay. Showing some examples below. You can show your Own creativity and make different ones.



### SANSKRIT

1. बालक और लता शब्द रूप लिखिए एवं याद करिए-
2. गम,लिख और खाद्दातु लट्लकार में लिखें और याद करें-
3. पाठ 1 , 2, 3का शब्दार्थ और अभ्यास कार्य याद करें-
4. फलों और सब्जियों के नाम संस्कृत में लिखें और उनके चित्र चिपकाए
5. 1 से 30 तक की गिनती संस्कृत में लिखें-

### FRENCH

1. Préparez un signet (Prepare a book mark)  
- The students will be designing a “BOOKMARK” related to the culture and civilization of France with a slogan in French.
2. Learn the vocabulary and numbers done in French.

\*\*\*\*\*